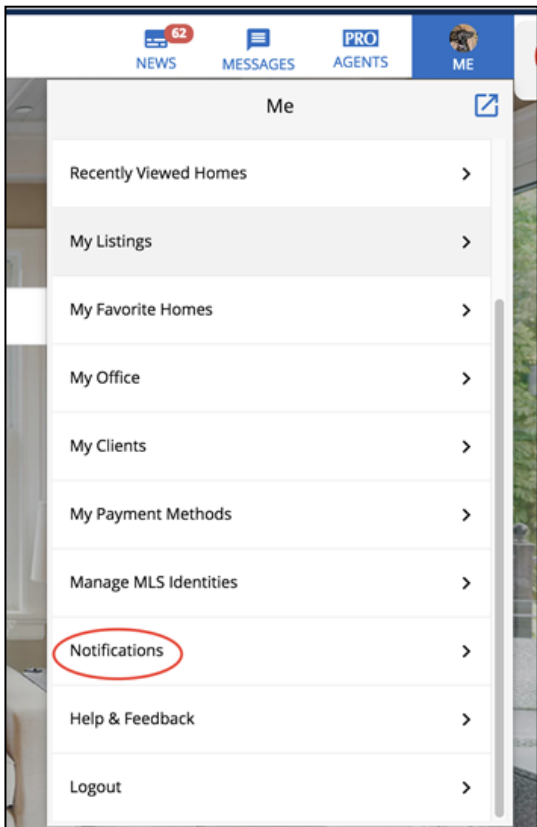


Homesnap Help Tips:

How to Unsubscribe from Different Categories of Email:

Homesnap users have the option of unsubscribing from Homesnap emails by category. Homesnap offers numerous options to choose which communications they would like to receive.

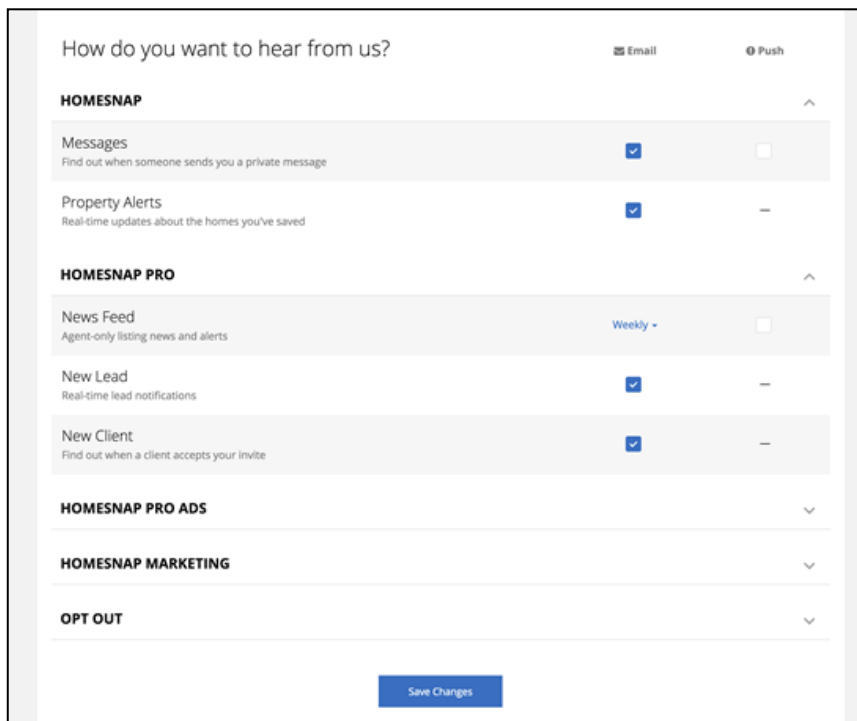


Access your **notification preferences page**, where users can opt into or out of email and push notifications.

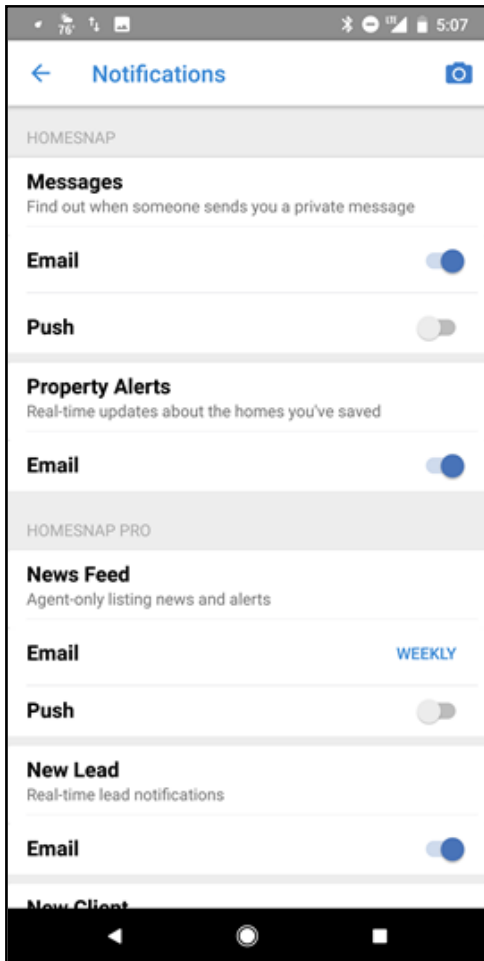
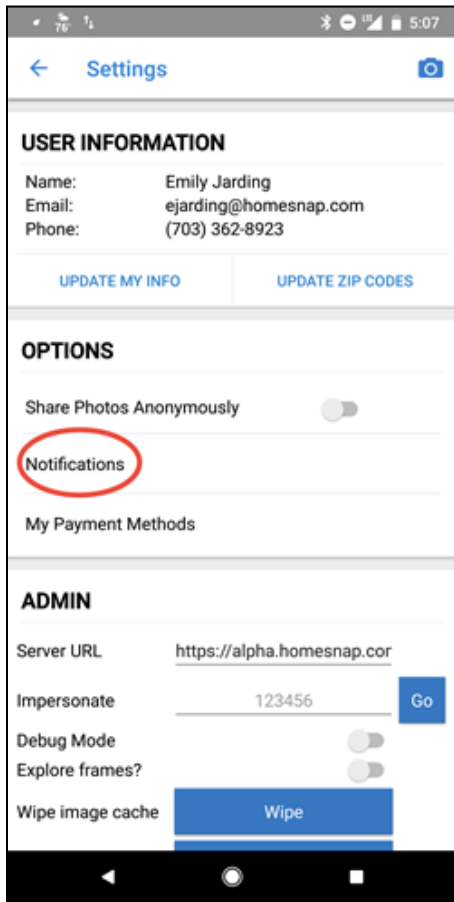
Users can access this page by:

- Clicking on the option to unsubscribe from an email,
- Via the “Me” tab in Homesnap (both agents and consumers) and/or
- Through this link:
<https://www.homesnap.com/notification-preferences>

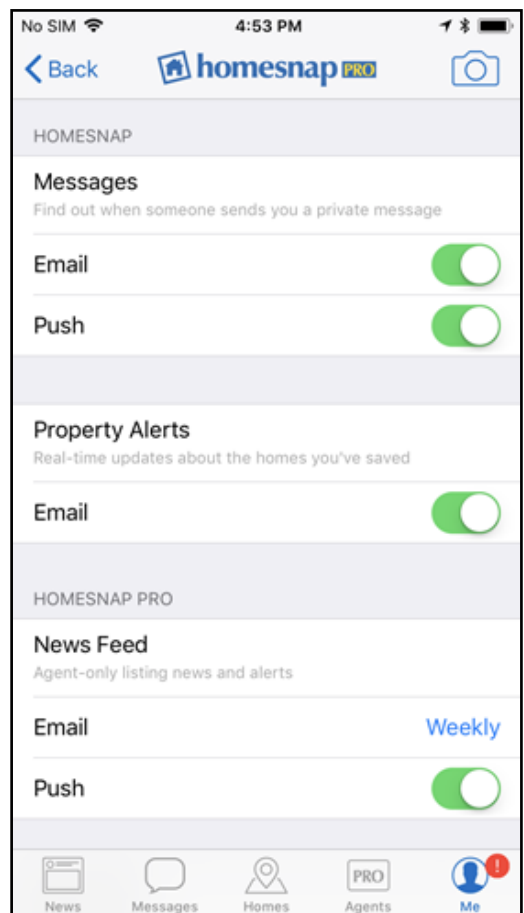
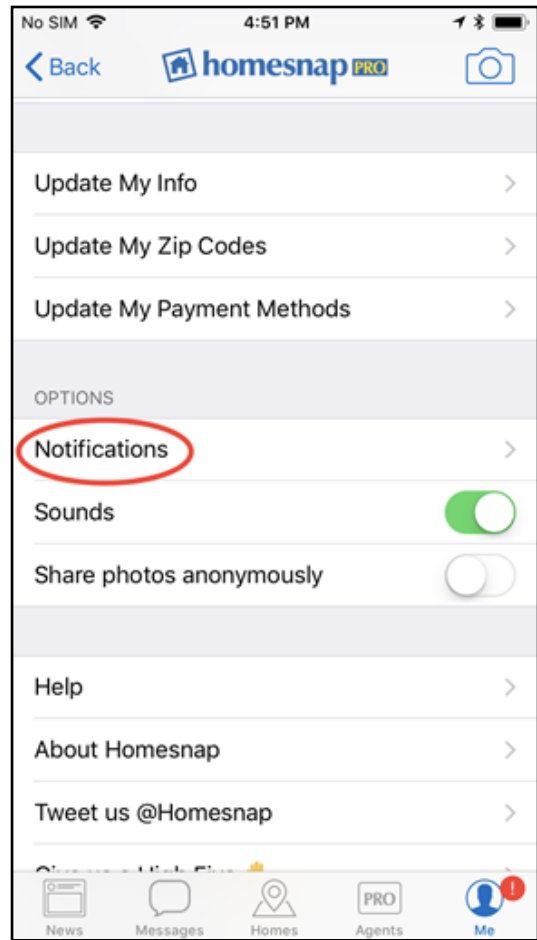
Pro agents and consumers will see different options for their notification preferences, as well as in the settings page for Android/iOS users.



Android:



iOS:



Categories of Homesnap Email and Push Notifications Include:

HOMESNAP:

Messages (find out when someone sends you a private message)

Property Alerts (real-time updates about the homes you've saved)

Review Requests (Google review requests from agents)

HOMESNAP PRO ADS:

Ad Proofs (preview your personalized ad campaign graphics)

Facebook Comments (new comment alerts from your Facebook ads)

HOMESNAP PRO+:

Pro+ Proofs (preview your Google business profile)

HOMESNAP AGENTS:

News Feed (agent-only listing news and alerts)

New Lead (real-time lead notifications)

New Client (find out when a client accepts your invite)

HOMESNAP MARKETING:

Flash Sales (limited-time deals and discounts)

Homesnap Newsletter (latest news coming out of Homesnap)

Product Announcements (be the first to hear what's new)

Exclusive Invitations (invitations to exclusive events)

Tech Tips & Guides (learn how to use Homesnap like a pro)

OPT OUT:

Opt Out from All Notifications (turn off all notifications)